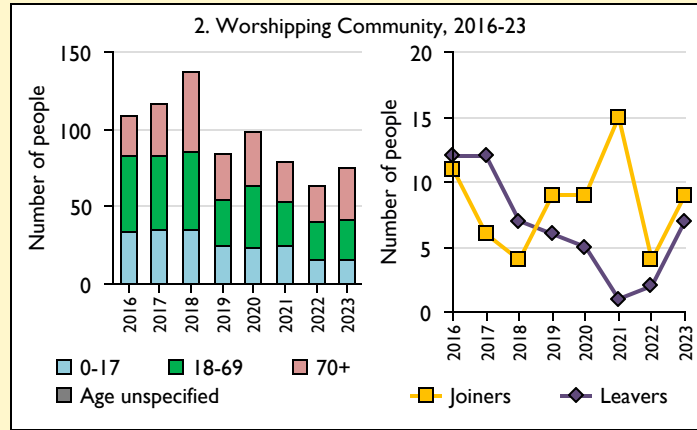
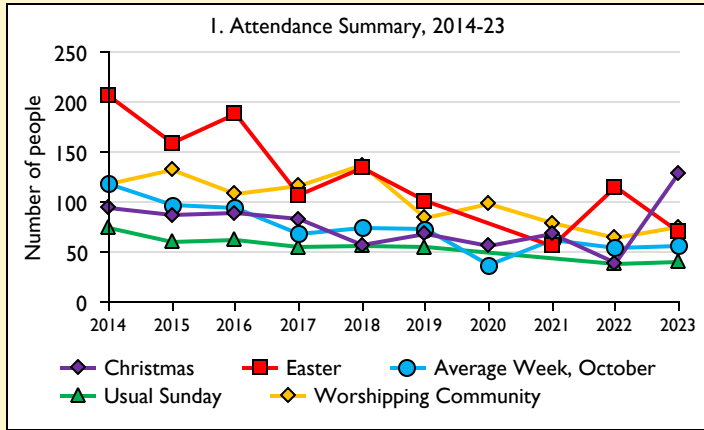


SfM Dashboard for the Parish of Sandylands: St John in the deanery of LANCASTER and MORECAMBE



Parish Census and deprivation summary

Parish population (2021): 5508

	Parish	Diocese	National
% aged 0-19	22%	23%	23%
% aged 20-44	29%	30%	33%
% aged 45-69	33%	32%	31%
% aged 70 & over	16%	15%	14%
% Christian	52%	53%	46%
% non-Christian religion	1%	12%	11%

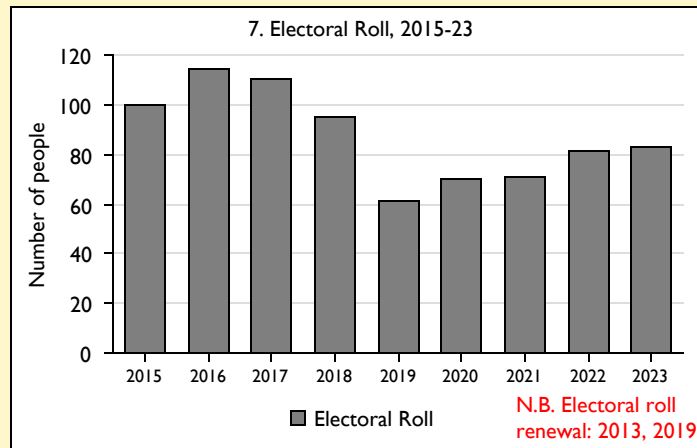
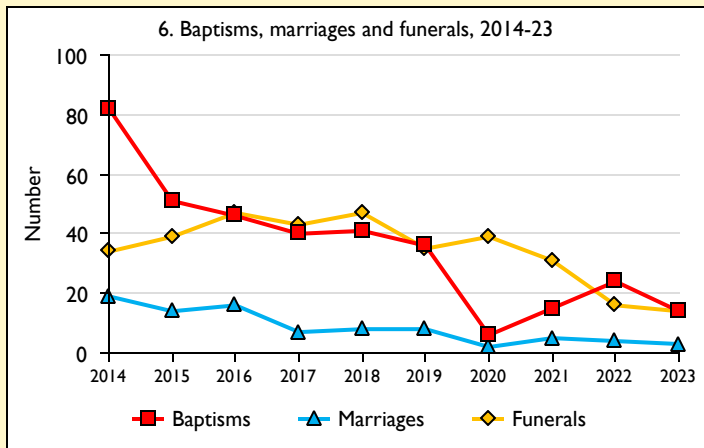
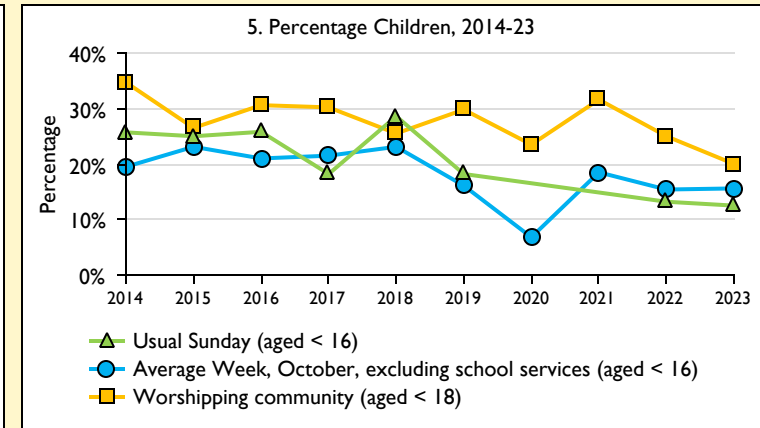
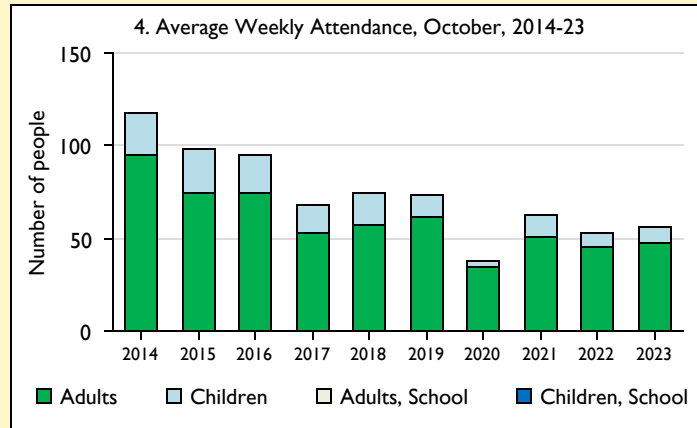
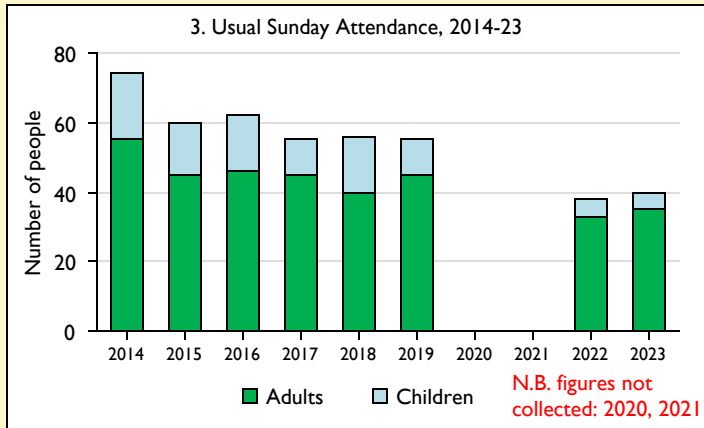
Parish deprivation rank (IMD 2019): 597

(1=most deprived parish in the Church of England, 12,239=least deprived)

For more detailed census & deprivation info: see <http://arcg.is/1RaS4CS>
<https://www.churchofengland.org/researchandstats> and
<http://www2.cuf.org.uk/poverty-england/poverty-map>

Number of churches in parish (2024): 1

Parish Code: 530252



This dashboard contains figures as submitted by churches currently in the parish
Attendance statistics: taken from annual Statistics for Mission returns.
 Average weekly attendance: attendance at Sunday and midweek church services & fresh expressions in October; Figs 1 & 5 do not include attendance at services for schools.
 Easter: Easter Eve & Easter Day; Christmas: Christmas Eve & Christmas Day.
 Baptisms: all baptisms & thanksgivings.
 Marriages: marriages and services of prayer & dedication after civil marriages.
 Funerals: those held in church & at crematoria/cemeteries.
 Because of pandemic-related church closures, Easter figures were not collected in 2020.
Census data: taken from the 2021 national Census.
Deprivation statistics: IMD taken from the English Indices of Deprivation, published by the Ministry of Housing, Communities & Local Government, Sept 2019.
 The above statistics have been mapped onto parish boundaries so are approximations.
 For more information, see: <https://www.churchofengland.org/researchandstats>

Variations in attendance from year to year may be the result of changes in the number of churches that submitted returns, or changes in parish/benefice structure.

Number of churches included in returns: 2014 1;2015 1;2016 1;2017 1;2018 1;2019 1;2020 1;2021 1;2022 1;2023 1.

Produced by Data Services, Church House, Great Smith Street, London SW1P 3AZ. Date of production: 04/05/2024.

Every effort has been made to ensure that data are reliable. We would be pleased to be notified of any significant errors or omissions by email to statistics.unit@churchofengland.org



Follow us on Twitter:
@cofestats

