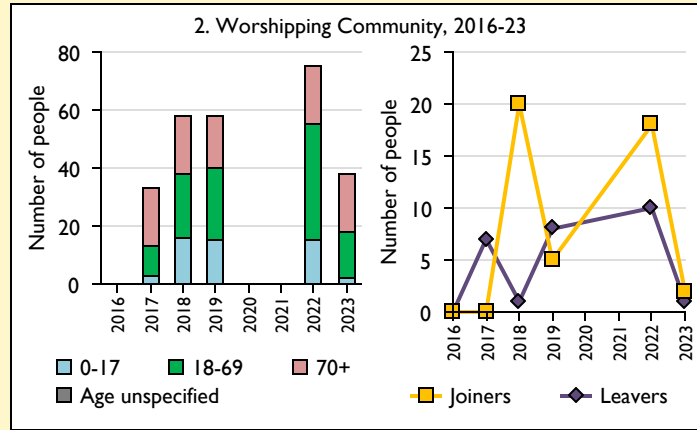
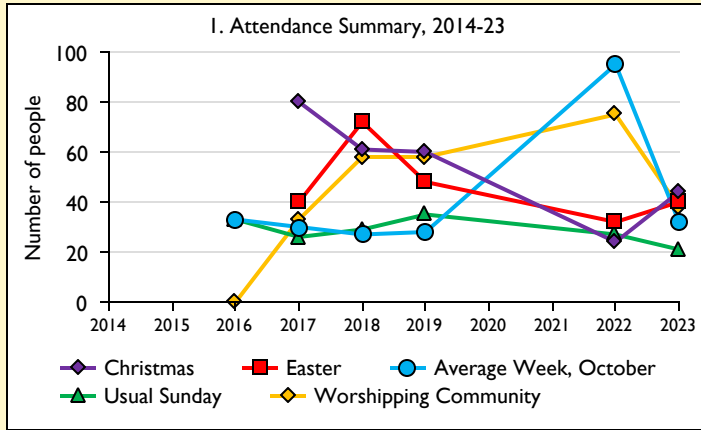


# SfM Dashboard for the Parish of Mawdesley w Bispham: St Peter in the deanery of CHORLEY



## Parish Census and deprivation summary

Parish population (2021): 2070

	Parish	Diocese	National
% aged 0-19	20%	23%	23%
% aged 20-44	20%	30%	33%
% aged 45-69	38%	32%	31%
% aged 70 & over	22%	15%	14%
% Christian	68%	53%	46%
% non-Christian religion	1%	12%	11%

Parish deprivation rank (IMD 2019): 11429

(1=most deprived parish in the Church of England, 12,239=least deprived)

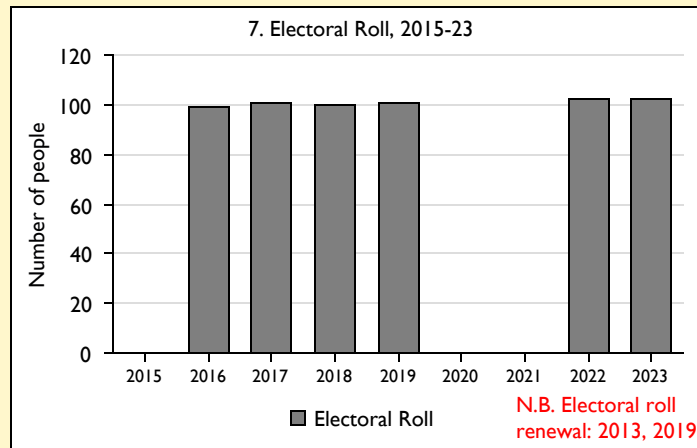
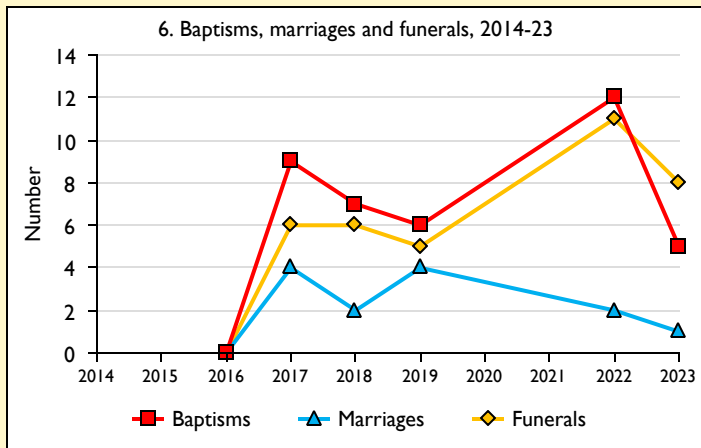
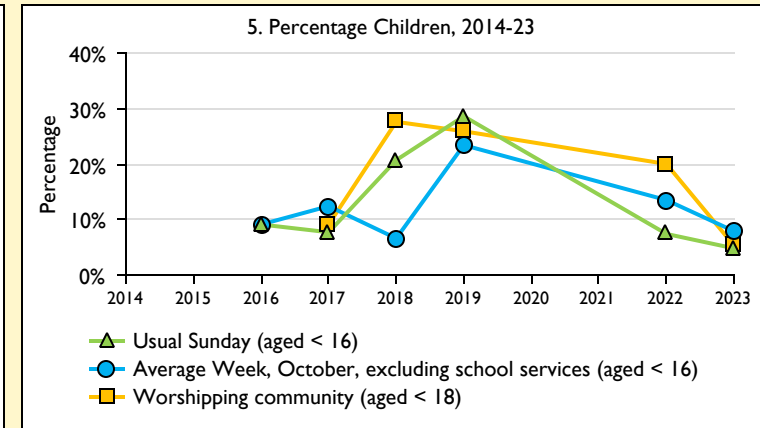
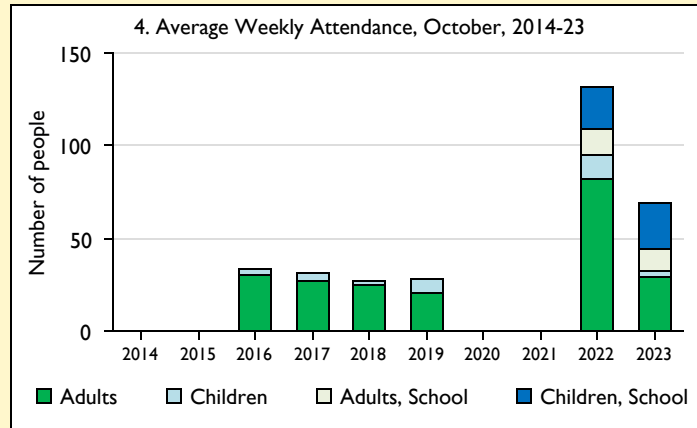
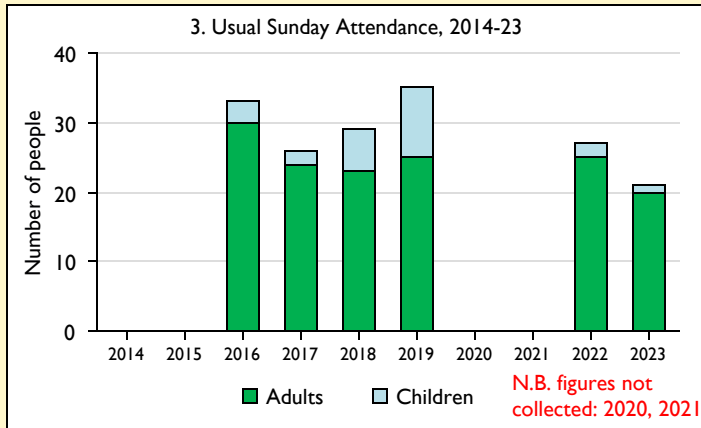
For more detailed census & deprivation info: see <http://arcg.is/1RaS4CS>

<https://www.churchofengland.org/researchandstats> and

<http://www2.cuf.org.uk/poverty-england/poverty-map>

**Number of churches in parish (2024): 1**

**Parish Code: 530090**



This dashboard contains figures as submitted by churches currently in the parish

**Attendance statistics:** taken from annual Statistics for Mission returns.

**Average weekly attendance:** attendance at Sunday and midweek church services & fresh expressions in October; Figs 1 & 5 do not include attendance at services for schools.

**Easter:** Easter Eve & Easter Day; **Christmas:** Christmas Eve & Christmas Day.

**Baptisms:** all baptisms & thanksgivings.

**Marriages:** marriages and services of prayer & dedication after civil marriages.

**Funerals:** those held in church & at crematoria/cemeteries.

Because of pandemic-related church closures, Easter figures were not collected in 2020.

**Census data:** taken from the 2021 national Census.

**Deprivation statistics:** IMD taken from the English Indices of Deprivation, published by the Ministry of Housing, Communities & Local Government, Sept 2019.

The above statistics have been mapped onto parish boundaries so are approximations.

For more information, see: <https://www.churchofengland.org/researchandstats>

Variations in attendance from year to year may be the result of changes in the number of churches that submitted returns, or changes in parish/benefice structure.

Number of churches included in returns: 2014 0;2015 0;2016 1;2017 1;2018 1;2019 1;2020 0;2021 0;2022 1;2023 1.

Produced by Data Services, Church House, Great Smith Street, London SW1P 3AZ. Date of production: 04/05/2024.

Every effort has been made to ensure that data are reliable. We would be pleased to be notified of any significant errors or omissions by email to [statistics.unit@churchofengland.org](mailto:statistics.unit@churchofengland.org)



Follow us on Twitter:

@cofestats

