

Dashboard for the parish of Blackburn: St Michael's Worship Centre in the Deanery of BLACKBURN WITH DARWEN

Parish census and deprivation summary

Parish population (2011): 9146

| | Parish | Diocese | National |
|--------------------------|--------|---------|----------|
| % aged 0-17 | 32% | 21% | 21% |
| % aged 18-44 | 42% | 35% | 37% |
| % aged 45-64 | 18% | 26% | 25% |
| % aged 65 & over | 8% | 18% | 16% |
| % Christian | 13% | 67% | 59% |
| % non-Christian religion | 79% | 8% | 9% |

Parish deprivation rank (IMD, 2015): 416

(1=most deprived parish in the Church of England, 12,425=least deprived)

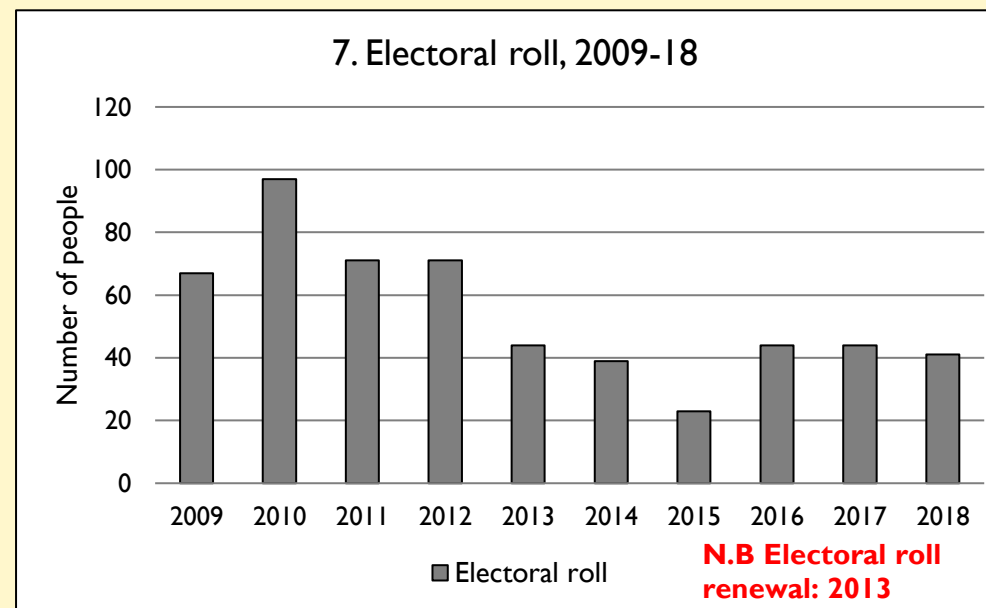
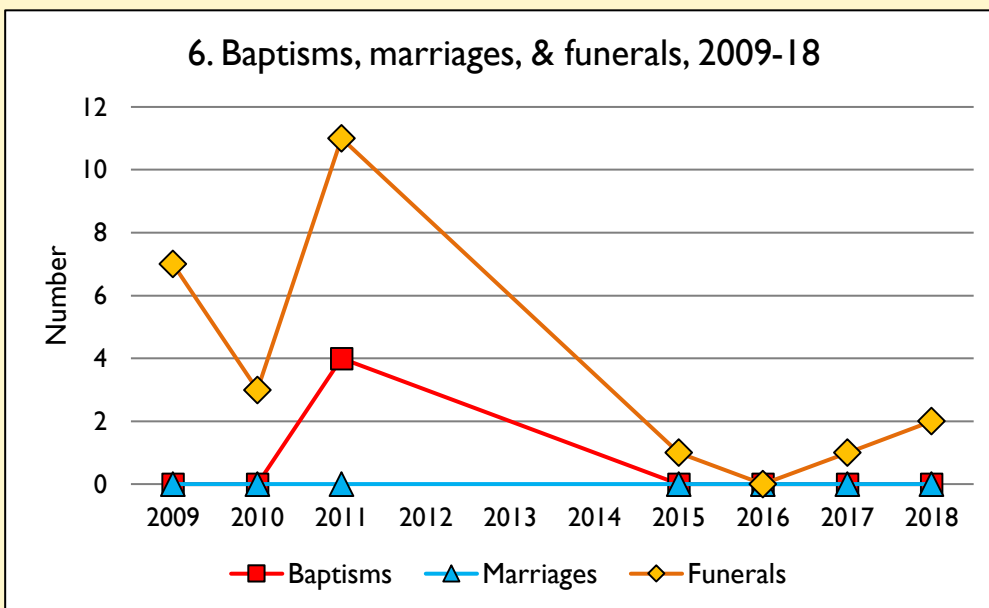
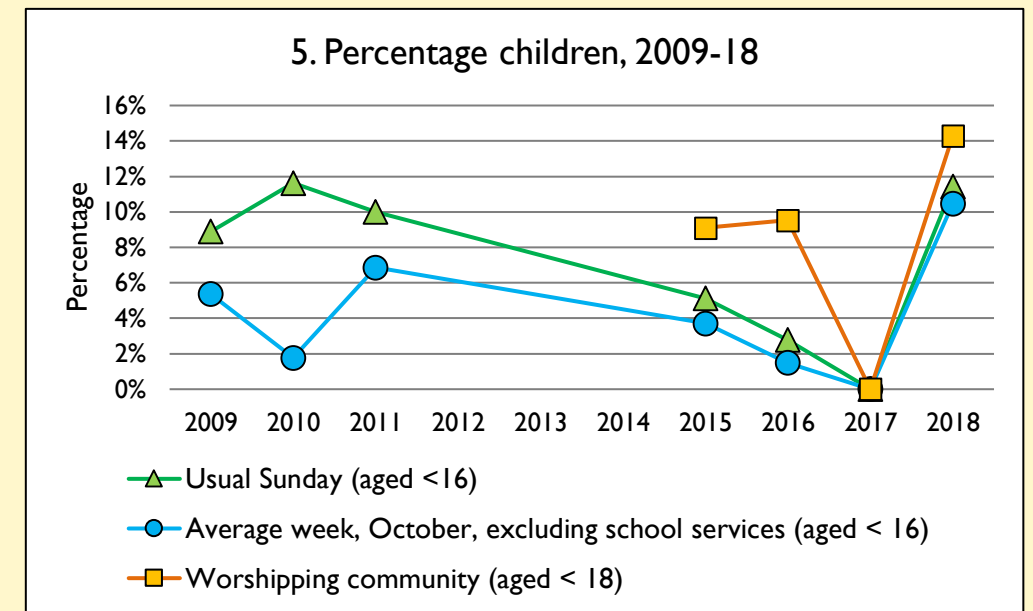
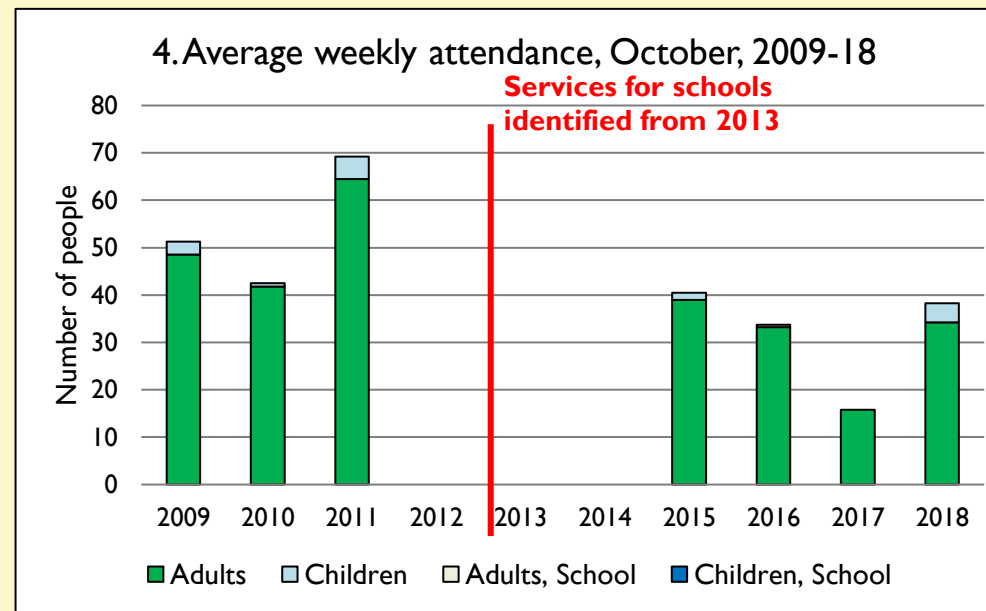
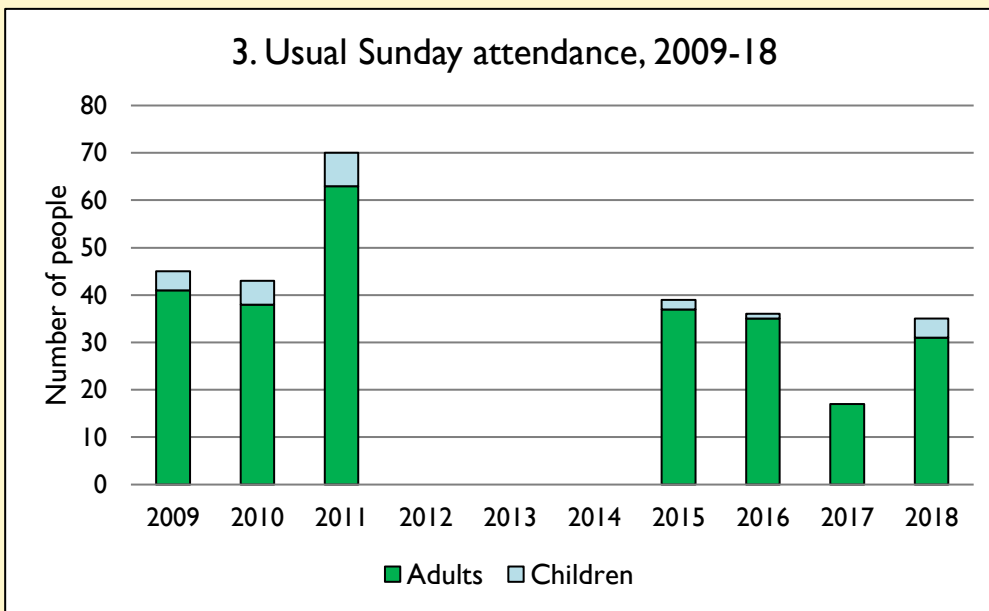
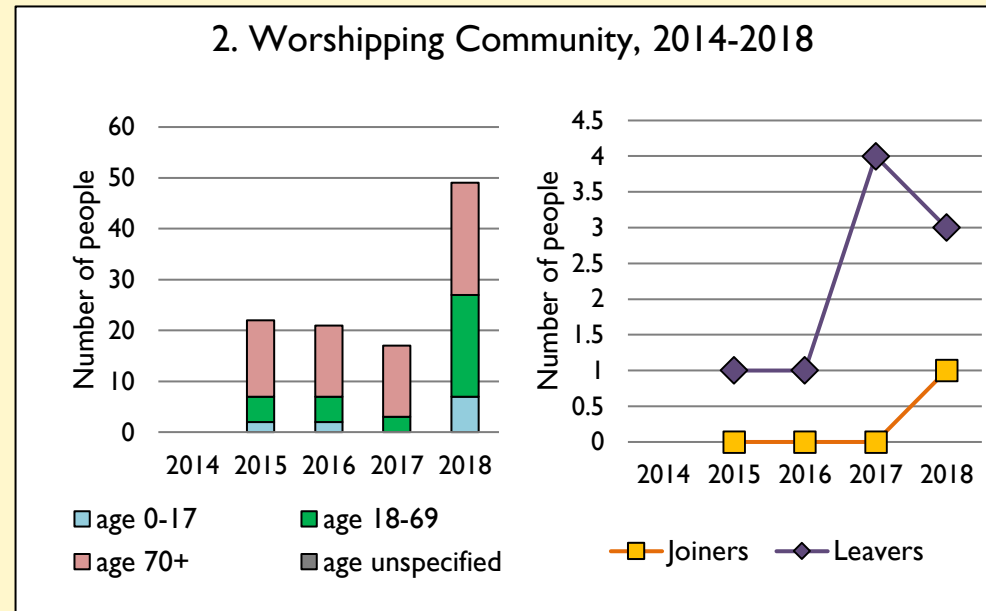
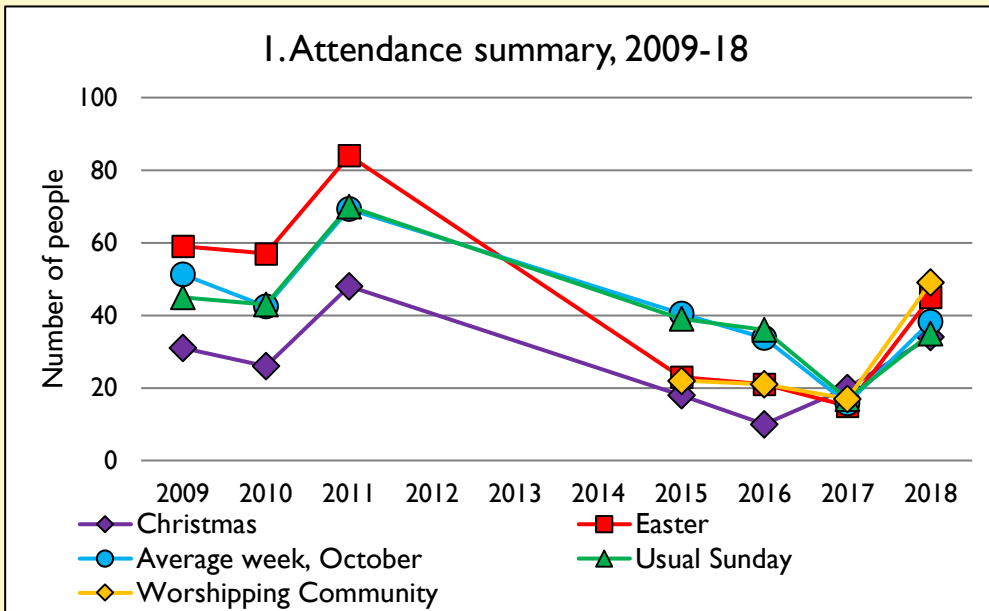
For more detailed census & deprivation info: see <http://arcg.is/1RaS4CS>

<https://www.churchofengland.org/researchandstats>

and <http://www2.cuf.org.uk/poverty-england/poverty-map>

Number of churches in parish (2018): 2

Parish code: 530041



This dashboard contains figures as submitted by churches currently in the parish

Attendance statistics: taken from annual Statistics for Mission returns.

Average weekly attendance: attendance at Sunday and midweek church services & fresh expressions in October; Figs 1 & 5 do not include attendance at services for schools.

Easter: Easter Eve & Easter Day; Christmas: Christmas Eve & Christmas Day.

Baptisms: all baptisms & thanksgivings.

Marriages: marriages and services of prayer & dedication after civil marriages.

Funerals: those held in church & at crematoria/cemeteries.

Worshipping Community information has been collected from 2012 onwards.

Census data: taken from the 2011 national Census.

Deprivation statistics: IMD taken from the English Indices of Deprivation, published by the Department for Communities & Local Government, Sept 2015.

The above statistics have been mapped onto parish boundaries so are approximations.

For more information, see: <https://www.churchofengland.org/researchandstats>

Variations in attendance from year to year may be the result of changes in the number of churches that submitted returns, or changes in parish/benefice structure.

Number of churches included in returns: 2009 2; 2010 2; 2011 2; 2012 0; 2013 0; 2014 0; 2015 2; 2016 2; 2017 1; 2018 2.

Produced by the Research and Statistics Unit, Church House, Great Smith Street, London SW1P 3AZ. Date of production: 30/8/19

Every effort has been made to ensure that data are reliable. We would be grateful to be notified of any significant errors or omissions by email to statistics.unit@churchofengland.org

Follow us on Twitter: @cofestats

