




**Session 5: Growing leaders for Jesus Christ – Leaders Notes**

<b>Diocesan Vision Course</b>	<b>Youth Companion</b>
<p><b>Resources:</b>                      Course member’s materials, pens, vision course DVD, DVD player and TV. You also might want to have some small stones or ‘Lego’ bricks for people to use in the take away activity.</p>	<p><b>Extra Resources (in addition to those on the left):</b>                      Sheet ‘Appendix 1’ cut into pieces</p>
<p><b>Session Outline:</b>                      Welcome                      Opening Worship and Prayer including Vision Prayer                      Exploring the theme                      DVD Teaching input                      Bible Passage                      Body Beautiful                      Shared Leadership                      Our Priorities                      Prayer Reflection                      Material for further reflection – take it away material</p>	<p><b>Session Aims:</b></p> <ul style="list-style-type: none"> <li>● To help young people recognise their place within the Body of Christ (the church)</li> <li>● To enable young people to identify some of their individual gifts and skills which God is calling them to use / grow</li> <li>● To encourage the whole group to embrace living out their faith in ministry and leadership</li> </ul>
<p><b>Welcome: (2 minutes)</b></p>  <p>Welcome people to the group, explain that this is the last session and thank the group members for being part of the course. Encourage group members to pass on their thoughts and ideas to the church leadership, PCC and parish priest.</p>	<p><b>Icebreaker Game: (10minutes)</b></p> <p>Get everyone to sit in a circle and ask for a volunteer to go out of the room. Once the volunteer is out of the room choose a member of the group to be ‘leader’. Invite the person back in from outside. The leader must change their position/body language (e.g. lean their head on their hand or fold their arms) and everyone else must copy what they’ve done as quickly as possible whilst the person who went outside tries to guess who the leader is. Repeat a few times with different volunteers and leaders.</p>

<p><b>Vision Prayer: (2 minutes)</b></p>  <p>Begin the course in prayer and join together in praying the Diocesan Vision Prayer. Heavenly Father, we embrace Your call for us to make disciples, to be witnesses and to grow leaders. Give us the eyes to see Your vision, ears to hear the prompting of Your Spirit and courage to follow in the footsteps of Your Son, our Lord and Saviour Jesus Christ. Amen.</p>	<p><b>As a youth group you may wish to start with the prayer on the left or say it together at the end of your session.</b></p>
<p><b>Getting Started: (8 minutes)</b></p>  <p><i>Everybody, Somebody, Anybody, and Nobody</i> Get someone in the group to read aloud the text below.</p> <p>This is a story about four people named Everybody, Somebody, Anybody and Nobody. There was an important job to be done and Everybody was asked to do it. Everybody was sure Somebody would do it. Anybody could have done it, but Nobody did it. Somebody got angry about that, because it was Everybody's job. Everybody thought Anybody could do it but Nobody realised that Everybody wouldn't do it. It ended up that Everybody blamed Somebody when Nobody did what Anybody could have done.</p> <p>As a group discuss some of the following questions.</p> <ul style="list-style-type: none"><li>• Why are people reluctant to volunteer?</li><li>• It often said 'If you want a job done ask a busy person' – do you think this is true?</li><li>• What might encourage other people to get involved in serving/leading?</li></ul>	<p><b>Getting Started Activity: (5minutes)</b></p> <p>Explain that in this session you'll be thinking about leadership and about different ways in which we can be Christian leaders. Explain that leaders aren't always the loud, confident people who like to stand at the front but that God can use all of us to lead in different ways.</p> <p>Have a discussion about volunteering. Use the following questions to get you going:</p> <ul style="list-style-type: none"><li>• Do you or anyone you know volunteer?</li><li>• Where do you volunteer, what do you do?</li><li>• Why do you volunteer?</li><li>• Are there some jobs that you wouldn't volunteer to do? If so why not?</li></ul>

**DVD Teaching input: (5 minutes)**



Play session 5 Growing Leaders from the DVD

**Watch the DVD in advance to see if you think your group will engage with it. If you don't think they will then skip this activity.**

**Bible Passage: Romans 12:1-8 (15 minutes)**



Encourage someone in the group to read the Bible passage and then explore the text using the questions below.

*<sup>1</sup> Therefore, I urge you, brothers and sisters, in view of God's mercy, to offer your bodies as a living sacrifice, holy and pleasing to God – this is your true and proper worship. <sup>2</sup> Do not conform to the pattern of this world, but be transformed by the renewing of your mind. Then you will be able to test and approve what God's will is – his good, pleasing and perfect will. <sup>3</sup> For by the grace given me I say to every one of you: do not think of yourself more highly than you ought, but rather think of yourself with sober judgment, in accordance with the faith God has distributed to each of you. <sup>4</sup> For just as each of us has one body with many members, and these members do not all have the same function, <sup>5</sup> so in Christ we, though many, form one body, and each member belongs to all the others. <sup>6</sup> We have different gifts, according to the grace given to each of us. If your gift is prophesying, then prophesy in accordance with your faith; <sup>7</sup> if it is serving, then serve; if it is teaching, then teach; <sup>8</sup> if it is to encourage, then give encouragement; if it is giving, then give generously; if it is to lead, do it diligently; if it is to show mercy, do it cheerfully.*

The church of Jesus Christ is described in many ways in the New Testament, but here it is as one body with many different gifts. Based on the passage above, discuss the following:


1. How are the gifts and callings of God discerned and expressed in the church?

**Bible Based Activity: Romans 12:1-8 (15 minutes)**

Once someone has read the passage (printed on the left) split into small groups of 3s or 4s.

Hand out to each group a prepared (printed and cut up into individual statements) set of the cards in Appendix 1. Ask the groups to spread the cards out in the middle of their group and read through the statements. Then ask everyone to pick a card they think describes them. Encourage the small groups to discuss how the gifts that they've identified could be used to benefit your group/wider church community.

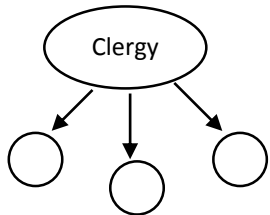
When everyone has spent some time in discussion ask the groups if they have seen any gifts in other people that aren't listed on any of the cards. How have they seen these gifts used?

<p>2. What has to change for church to be a community in which the gifts God gives can be used?</p> <p>3. What can we do to encourage leadership for the next generation of life in the Church of England and in this diocese?</p>	
<p><b>Body Beautiful: (12 minutes)</b></p>  <p>Use the following text to explain the next exercise</p> <p>In the Bible passage the image of a body is used to describe the church. The passage points out that every part of the body is important. On the picture of the human body (Appendix 2), label what the different body parts might represent in your church; you might think of people or areas of work and ministry. Feel free to label the other parts of the body or to add body parts! Are any body parts either missing or particularly weak in the life of your church? How can your church help people recognise God’s calling and gifting? Who in your church is a potential priest, teacher, youth worker, lay leader etc?</p>	<p><b>Alternative Activity: Most Likely to Be ... (10mins)</b></p> <p>Ask the group if they’ve ever seen a school yearbook with ‘Most Likely to Be...’ pages. Take suggestions from group members about who in the group would most likely to be the following in 10 or 20yrs time:</p> <ul style="list-style-type: none"> <li>• <b>A published author</b></li> <li>• <b>A famous sportsperson</b></li> <li>• <b>A teacher</b></li> <li>• <b>A parent</b></li> <li>• <b>A doctor</b></li> <li>• <b>A priest</b></li> </ul> <p>Explain that, although this might be a light-hearted activity, God has given each of us different gifts. We are called to use those gifts to give glory to him and show his love to others.</p> <p>Explain that we’re not all called to the same roles and that there’s no hierarchy (a priest isn’t a better Christian or more holy than a Christian teacher!), for the family of the church to reach its full potential we need different people in different roles. We each have a slightly different vocation.</p> <p>Remind the group that Mary was a teenager when God called her to bear his Son (Luke 1:31), that Timothy was a young man when God called him to lead in the church (1 Timothy 4:12) and that Jeremiah was a young man when God called him to be a prophet (Jeremiah 1:7). Make the point that God calls us to different roles at different points during our lives and that we don’t have to wait until we’re an adult before stepping out following God’s call.</p>

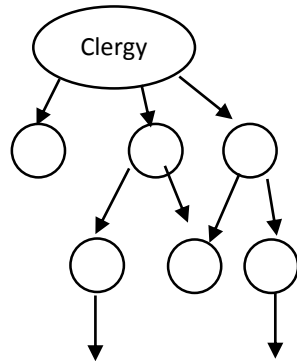
**Shared Leadership: (13 minutes)**



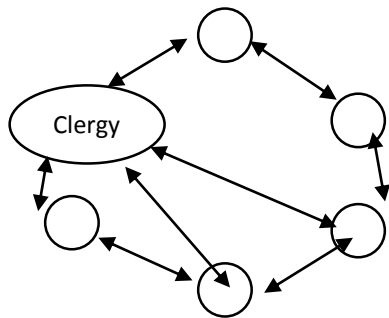
For the Church to be healthy as the body we need the different parts working well together. Here are three diagrams of shared leadership. None of these is 'right' or 'wrong' – they can all work well in different places at different times – and they are not the only ways things can work, your church may be quite different!



A: Clergy delegate some tasks to others



B: Clergy delegate some tasks and some authority to others to act at various levels



C: Everyone has a ministry in God's mission in the world: clergy tasks include connecting, encouraging and coordinating others.

**Shared leadership activity: (18 minutes)**

Lay out a few 'obstacles' through the room. (These can be as simple as a chair strategically placed, or a pair of shoes left 'in the way'.) Ask for a volunteer. The aim of the activity is for the group to guide the volunteer from one side of the room to the other. The volunteer is not allowed to look down at any point, or to speak / ask clarification. The rest of the group should be placed randomly around the room, some seated, some standing, but all facing various angles away from the volunteer. They are allowed to speak but not allowed move or turn their heads. They can only look straight ahead.

By working together, and taking it in turns, the group should be able to give enough advice to guide the volunteer safely around the 'obstacles'. (It is worth noting that the group members need to be able to see the 'obstacles', even if only out the corner of their eye!)

When the group has achieved their aim, discuss with them the need for each part of the body to be complimenting each other, working together and using their strengths and gifts to support each other.

If needed, use some of these questions to promote discussion:

(To the volunteer)

How did you feel walking alone, without being able to communicate?


Did you feel limited by not being able to use all the skills and senses you have?


(To the group)

How did you feel working together to give advice?

What could you have done differently?

Did you feel any one person was the leader? Was that because they could see more, or another reason?

<p>Working as a whole group:</p> <ul style="list-style-type: none"> <li>• What thoughts do you have about the diagrams above? Can you think of any other ways churches operate?</li> <li>• Which do you think is closest to how you operate as a church?</li> <li>• If the answer is A or B, who are the people who share tasks and authority?</li> <li>• Does anyone in your church have gifts which aren't currently being used in a church context?</li> <li>• What barriers might be preventing greater lay involvement?</li> <li>• Do you have a sense of moving forward as a church?</li> <li>• Where do you feel God may want to lead you?</li> </ul>	
<p><b>Our Priorities: (12 minutes)</b></p>  <p>What practical ways can you think of to show your appreciation and encouragement to people with leadership responsibilities in your church? You might like to remember to say thank you, invite them for a meal, buy them flowers, bake a cake, wash their car or think of some other practical expression of gratitude and appreciation.</p> <p>Support and development: In what ways could the leaders in your church be better equipped? Are there training courses available that would help develop your leaders? In what ways could you mentor and develop younger leaders?</p> <p>Identifying leaders: What steps could you take to identify leadership skills and gifts in other people? Do you actively encourage people to consider God's vocation for their lives?</p> <p>Laying down responsibilities: Do you have ways of celebrating people's contributions when they step down from roles and responsibilities? Do you encourage people to move on from roles when appropriate or do people get 'stuck' with jobs once they have</p>	<p><b>Our challenges: (7 minutes)</b></p> <p>Invite the group to reflect on the session. Are there any challenges which individuals have felt which they would like to share? As a group, or as individuals, are there opportunities within the church where new things could be tried, or skills further developed? What support should / could be offered to individuals or the group to enable this growth to happen?</p> <p>Identify three practical steps to help grow the young people in your church, within leadership and ministry opportunities</p> <ol style="list-style-type: none"> <li>1.</li> <li>2.</li> <li>3.</li> </ol> <p>As a leader of the group, make sure these are fed back to the church</p>

<p>volunteered to help?</p> <p>Identify three practical steps to help grow leaders in your church.</p> <ol style="list-style-type: none"> <li>1.</li> <li>2.</li> <li>3.</li> </ol> <p>As a leader of the group, make sure these are fed back to the church leadership, PCC and parish priest.</p>	<p>leadership, PCC and parish priest.</p>
<p><b>Prayer Reflection: (3 minutes)</b></p>  <p>This reflection based on the earlier Bible passage should be read by two members in the group. One should read the <b>bold text</b> and the other the text in <i>italics</i>.</p> <p><b>Therefore, I urge you, brothers and sisters, in view of God’s mercy, to offer your bodies as a living sacrifice, holy and pleasing to God – this is your true and proper worship.</b></p> <p><i>Lord thank you for all that Jesus has done for us. Help me to offer myself in your service. May our lives be holy, bring you pleasure and offer you true and proper worship. (Pause)</i></p> <p><b>Do not conform to the pattern of this world, but be transformed by the renewing of your mind. Then you will be able to test and approve what God’s will is – his good, pleasing and perfect will.</b></p> <p><i>Lord sometimes I make mistakes, I say or do the wrong thing. Sometimes I</i></p>	<p><b>Alternative prayer activity: (3 minutes)</b></p> <p>Give each person a post-it note or a small piece of paper and a pen. Invite the group to say a short, private (silent) prayer of thanksgiving for the person on their left. Ask the group to think (whilst they are praying) what about that person they are thankful for and to write it on the paper as an encouragement to that person. Still in silence, give the piece of paper to the person on your left.</p> <p>Finish by saying the grace together:</p> <p>May the grace of our Lord Jesus Christ, The love of God And the fellowship of the Holy Spirit Be with us all, forevermore. Amen.</p>

*don't feel to be a very good Christian. Please work in me so that my will matches your will. (Pause)*

**For by the grace given me I say to every one of you: do not think of yourself more highly than you ought, but rather think of yourself with sober judgment, in accordance with the faith God has distributed to each of you. Lord you know my strengths and my weaknesses. You know about my faith and my doubts. Thank you that you love me and have a plan for my life.**

**For just as each of us has one body with many members, and these members do not all have the same function, so in Christ we, though many, form one body, and each member belongs to all the others. We have different gifts, according to the grace given to each of us. If your gift is prophesying, then prophesy in accordance with your faith; if it is serving, then serve; if it is teaching, then teach; if it is to encourage, then give encouragement; if it is giving, then give generously; if it is to lead, do it diligently; if it is to show mercy, do it cheerfully.**

*As part of your body the church help me to work with others to build your Kingdom. Help me to appreciate, value and recognise the gifts and skills of others. Lord, I freely offer the gifts and skills in my life to be of service to you and your church. Help us to be a healthy church, transforming this community and may I play my part, with others, to see your Kingdom grow in the place.  
 Amen*

**Take away material: (3 minutes)**



Introduce the take away material and encourage people to continue to reflect on the theme of the session through the coming week.

*As you come to him, the living Stone – rejected by humans but chosen by God and precious to him – you also, like living stones, are being built into a spiritual house to be a holy priesthood, offering spiritual sacrifices acceptable to God*

**Take away material: (3 minutes)**

Challenge the group to observe the things which happen in the church/your group, the roles which people have and the gifts and skills they use. Remind the group that there are opportunities for them to do some of the roles they observe – and also many more which they may not have seen or thought about. Encourage the group to chat to a Christian leader they know (encourage them to look beyond roles they see in church e.g. Christian Police Officer, a Street Pastor or someone who helps at the local Foodbank) in the week ahead and



Healthy Churches Transforming Communities – Blackburn Diocesan Vision 2026 Course  
Leaders Notes Session 5

*through Jesus Christ. 1 Peter 2:4-5*

Write the text out and pin it up by your front door. Every time you leave the house remind yourself that God has called you to serve him in his church and in the world. You might like to carry a lego brick or a small stone around in your pocket to remind yourself that you are a living stone in God's Temple.

ask them why they're involved in the role that they're doing.

Suggest that the following these conversations young people might want to pray about what it is that God's putting on their hearts for them to do. At a future group session, create time and space for individuals to talk to you or another leader about any challenges or sense of callings they may have continued to be feeling.

Healthy Churches Transforming Communities – Blackburn Diocesan Vision 2026 Course  
Leaders Notes Session 5

Appendix 1

I enjoy explaining things to others	I am a good listener
I enjoy being with other people	I dislike anyone being treated unfairly
I am a practical person	I am musical
I like to express myself artistically	I spending time in quiet prayer
I am able to get people to see things in a new light	I am sensitive to other people’s pain
I enjoy working for the good of the community	I try to be just and to see that others are treated justly
I enjoy paying attention to detail	I am enjoy photography
I am good at public speaking	I can communicate well in writing
I often help people in need	In groups, I am happy to take the lead
I have to speak about injustice when I see it	I am really organised
I like devising new and exciting ways of doing things	I am good at fundraising

Appendix 2

